




Bookmarking the Digest of Criminal Laws

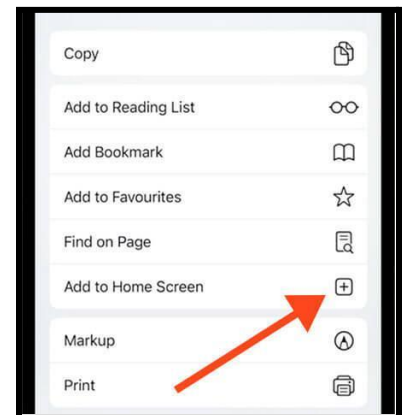
Creating a shortcut on the home screen of your device will look just like any other app! When you click on the icon, it will open the Digest PDF in your preferred browser or PDF viewer. The below instructions apply to devices that open a PDF in a browser. Menu options may differ based on software, and for devices set to open a document in a PDF viewer or other application. If this is the case, you can find the file in its saved location (i.e. My Files) and save it to the homescreen from there! If you require assistance, reach out to your agency's tech support unit or email MPCTC at mdle.dpscs@maryland.gov for help. Since this is the first year of the online-only option, the instructions and process will evolve. **We welcome your feedback!**

[2023 Digest of Criminal Laws](#)

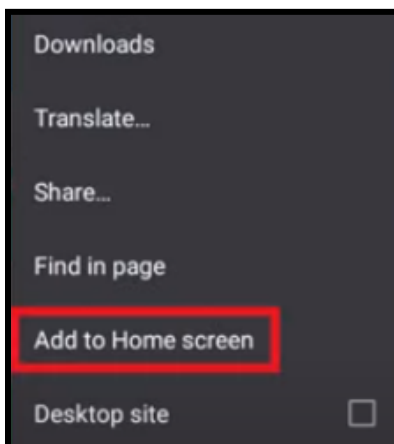
Apple Devices

Click the above link to access the DOCL, or to find it on the website follow these directions:

1. Open the web browser app and access MDLE.net
2. Scroll to the "Digest of Criminal Laws" announcement in the middle section of the home page.
3. Click on the link to the "2023 Digest of Criminal Laws"
4. Once the PDF has loaded, select the "Share" icon from the top or bottom of the browser (shown here) 
5. Scroll down and select "Add to Home Screen" (as shown here>)




You can edit the title for the bookmark, and a link to the DOCL PDF will now appear on your phone's home screen!



Android Devices

Click the above link to access the DOCL, or to find it on the website follow these directions:

1. Open the web browser app and access MDLE.net
2. Scroll to the "Digest of Criminal Laws" announcement in the middle section of the home page.
3. Click on the link to the "2023 Digest of Criminal Laws"
4. Tap the 3-dot menu icon (shown here) 
5. Select "Add to Home Screen" (shown on left)

A link to the DOCL PDF will now appear on your phone's home screen!